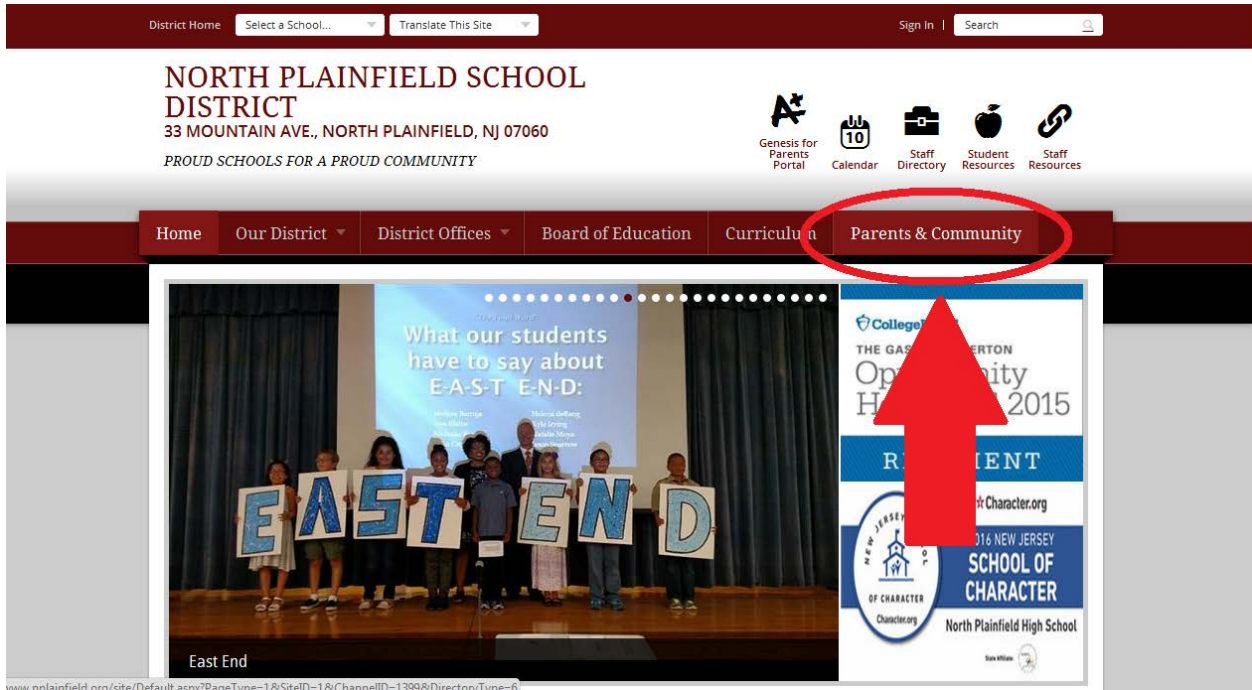
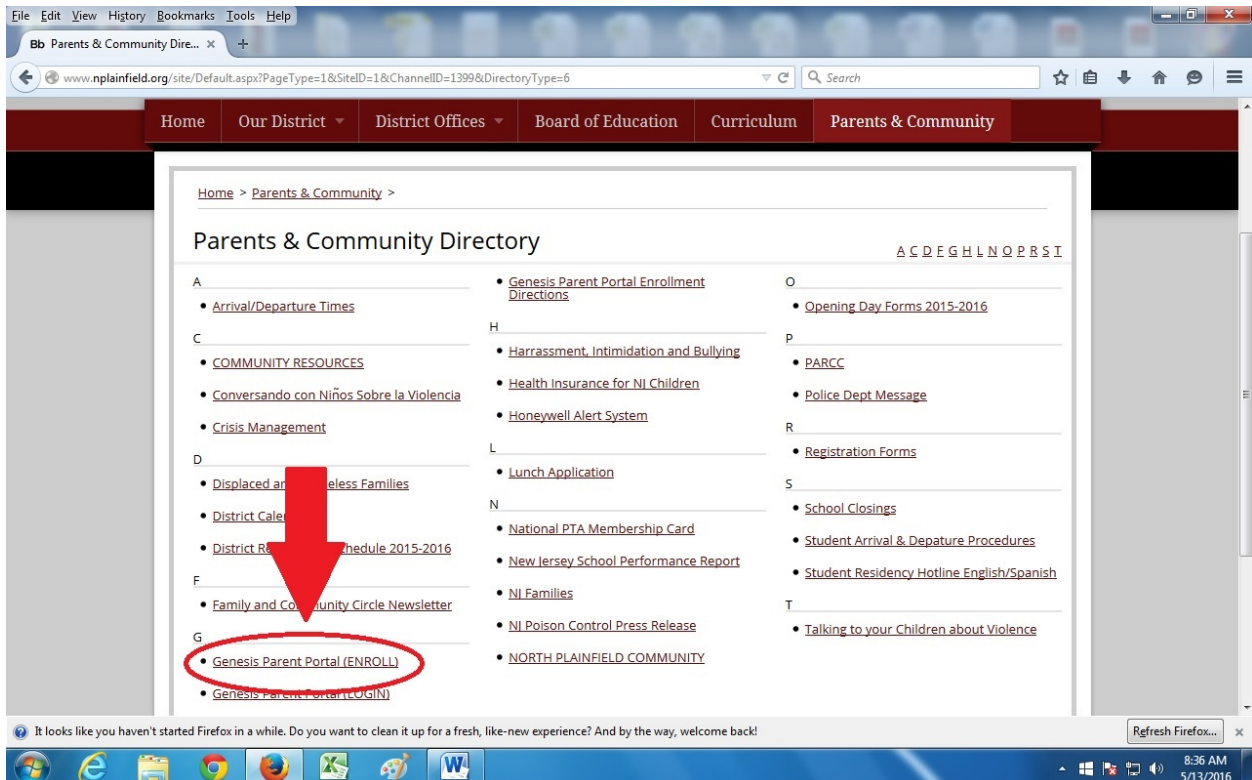


Go to www.nplainfield.org

Choose "Parents and Community"



Choose "Genesis Parent Portal (ENROLL)"



Choose "Click To Enroll"

The screenshot shows a website navigation bar with the following items: Home, Our District, District Offices, Board of Education, Curriculum, and Parents & Community. The main content area is titled "Genesis Access (ENROLL)" and includes an "Overview" link. A breadcrumb trail reads "Home > Parents & Community > Genesis Access (ENROLL)". The text instructs users to click a link to register for the Genesis Parent Portal, listing the information they can view: Attendance, Conduct history, Gradebook (grades 6-12), Report Card's (grades K-12), and Schedule (grades 6-12). A red arrow points to a "Click to Enroll" button on a smaller image of the parent portal login screen. The page footer indicates it was last modified yesterday at 2:21 PM.


Fill Out the "Genesis Accounts – Parent" Form

The form is titled "Genesis Accounts - Parent" and is set against a background illustration of books and a desk. It contains two required text input fields:

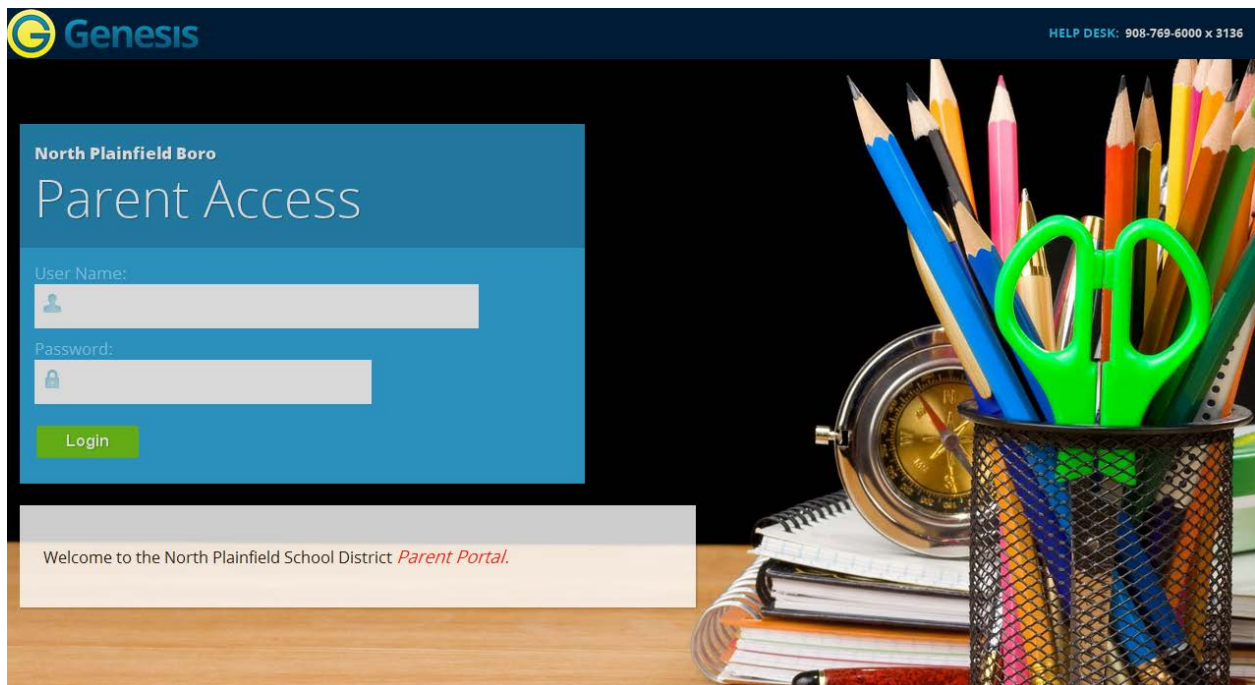
- Last Name ***: The input field contains the text "Smith". Below the field is the placeholder text "Your answer".
- First Name ***: The input field contains the text "John". Below the field is the placeholder text "Your answer".

After the form is submitted, an email will be sent to the parent with login credentials to access the Parent Portal. Please allow 24 hours for processing.

Once you have your login information you can access the parent portal by visiting www.nplainfield.org and selecting “Genesis for Parents Portal”



Then Log into “Parent Access”



If there are any issues with enrolling or logging into parent access please contact the North Plainfield Technology Department at 908-769-6000 ext. 3136 or email us at parents_enroll@nplainfield.org